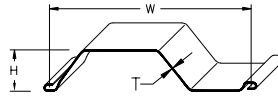
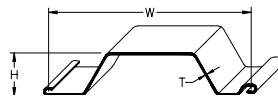


COLD FORM SHEET PILING



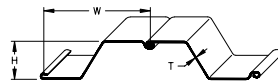
L SERIES

Section	Thickness in (mm)	Height in (mm)	Nominal Width in (mm)	Cross Sectional Area in ² (cm ²)	Pile Weight lbs/lin ft. (kg/lin m)	Wall Weight lbs/ft ² (kg/m ²)	Moment of Inertia in ⁴ /wall ft (cm ² /wall m)	Section Modulus in ³ /wall ft (cm ³ /wall m)	Coating Area Both Sides ft ² /ft m ² /m
L34	.134 (3.4)	4.10 (104)	19.7 (500)	3.58 (23.1)	12.5 (18.6)	7.62 (37.2)	5.89 (806)	2.77 (149)	4.20 (1.28)
L41	.164 (4.1)	4.12 (105)	19.7 (500)	4.39 (28.3)	15.0 (22.4)	9.17 (44.7)	7.02 (961)	3.30 (178)	4.20 (1.28)
L45	.177 (4.5)	4.13 (105)	19.7 (500)	4.47 (30.6)	16.2 (24.1)	9.90 (48.1)	7.69 (1050)	3.62 (195)	4.20 (1.28)
L50	.197 (5.0)	4.15 (104)	19.7 (500)	5.29 (34.1)	18.9 (28.2)	11.5 (56.3)	9.82 (1340)	4.14 (223)	4.20 (1.28)
L60	.236 (6.0)	4.18 (106)	19.7 (500)	6.37 (41.1)	22.3 (33.1)	13.6 (66.1)	11.8 (1610)	4.97 (268)	4.20 (1.28)
L65	.256 (6.5)	4.20 (107)	19.7 (500)	6.90 (44.5)	24.1 (35.8)	14.7 (71.6)	12.8 (1750)	5.38 (290)	4.20 (1.28)



S SERIES

Section	Thickness in (mm)	Height in (mm)	Nominal Width in (mm)	Cross Sectional Area in ² (cm ²)	Pile Weight lbs/lin ft. (kg/lin m)	Wall Weight lbs/ft ² (kg/m ²)	Moment of Inertia in ⁴ /wall ft (cm ² /wall m)	Section Modulus in ³ /wall ft (cm ³ /wall m)	Coating Area Both Sides ft ² /ft m ² /m
S64	.250 (6.35)	5.91 (150)	27.75	9.97 (64.4)	33.9 (50.4)	14.7 (71.7)	24.0 (32.80)	7.89 (424)	5.90 (1.80)
S80	.313 (8.00)	5.97 (152)	27.75	12.36 (79.7)	42.1 (62.6)	18.2 (88.8)	30.0 (4100)	9.82 (528)	5.90 (1.80)



Z SERIES

Section	Thickness in (mm)	Height in (mm)	Nominal Width in (mm)	Cross Sectional Area in ² (cm ²)	Pile Weight lbs/lin ft. (kg/lin m)	Wall Weight lbs/ft ² (kg/m ²)	Moment of Inertia in ⁴ /wall ft (cm ² /wall m)	Section Modulus in ³ /wall ft (cm ³ /wall m)	Coating Area Both Sides ft ² /ft m ² /m
Z55	.217 (5.50)	8.64 (219)	24.0 (610)	7.57 (48.8)	25.8 (38.4)	12.9 (63.0)	49.7 (6790)	11.4 (613)	5.20 (1.59)
Z60	.236 (6.00)	8.66 (220)	24.0 (610)	8.26 (53.3)	28.2 (42.0)	14.1 (68.8)	54.2 (7400)	12.4 (667)	5.20 (1.59)
Z65	.256 (6.50)	8.68 (220)	24.0 (610)	8.95 (57.7)	30.6 (45.5)	15.3 (74.7)	58.7 (8010)	13.4 (720)	5.20 (1.59)
Z70	.276 (7.00)	8.70 (221)	24.0 (610)	9.64 (62.2)	33.0 (49.1)	16.5 (80.6)	63.2 (8630)	14.4 (774)	5.20 (1.59)
Z75	.295 (7.50)	8.72 (221)	24.0 (610)	10.3 (66.5)	35.2 (52.4)	17.6 (85.9)	67.7 (9250)	15.6 (839)	5.20 (1.59)

SHEET PILING SPECIFICATIONS

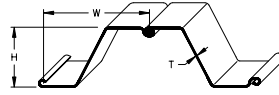
L SERIES

ASTM A857 minimum yield strength 36,000 psi. CSA G40.21 Gr.260W minimum yield strength 260 MPa or 37,700 psi. Hot dip galvanizing to ASTM A 123 or CSA G164.

S SERIES, Z SERIES, EZ SERIES, XZ SERIES & JZ SERIES

ASTM A328 minimum yield strength 38,500 psi. ASTM 572 Gr.50 minimum yield strength 50,000 psi. CSA G40.21 Gr.350W minimum yield strength 350 MPa or 50,800 psi. Hot dip galvanizing to ASTM A 123 or CSA G164.

COLD FORM SHEET PILING



EZ SERIES

Section	Thickness in (mm)	Height in (mm)	Nominal Width in (mm)	Cross Sectional Area in ² (cm ²)	Pile Weight lbs/lin ft. (kg/lin m)	Wall Weight lbs/ft ² (kg/m ²)	Moment of Inertia in ⁴ /wall ft (cm ² /wall m)	Section Modulus in ³ /wall ft (cm ³ /wall m)	Coating Area Both Sides ft ² /ft (m ² /m)
EZ75	.295 (7.50)	10.72	25.0 (635)	11.3 (73.0)	38.5 (57.4)	18.6 (90.4)	103 (14100)	19.2 (1030)	5.60 (1.71)
EZ80	.315 (8.00)	10.75	25.0 (635)	12.1 (77.9)	41.1 (61.2)	19.8 (96.4)	110 (15000)	20.5 (1100)	5.60 (1.71)
EZ88	.344 (8.75)	10.78	25.0 (635)	13.2 (85.1)	44.9 (66.8)	21.6 (105)	121 (16500)	22.4 (1200)	5.60 (1.71)
EZ95	.375 (9.50)	10.81	25.0 (635)	14.4 (92.7)	48.9 (72.8)	23.5 (115)	131 (17900)	24.4 (1310)	5.60 (1.71)

XZ SERIES

Section	Thickness in (mm)	Height in (mm)	Nominal Width in (mm)	Cross Sectional Area in ² (cm ²)	Pile Weight lbs/lin ft. (kg/lin m)	Wall Weight lbs/ft ² (kg/m ²)	Moment of Inertia in ⁴ /wall ft (cm ² /wall m)	Section Modulus in ³ /wall ft (cm ³ /wall m)	Coating Area Both Sides ft ² /ft (m ² /m)
XZ85	.335 (8.50)	14.06	25.0 (635)	13.6 (87.9)	46.4 (69.0)	22.3 (109)	212 (29000)	30.2 (1630)	6.03 (1.84)
XZ90	.354 (9.00)	14.09	25.0 (635)	14.4 (93.0)	48.9 (72.7)	23.5 (115)	225 (30800)	31.8 (1710)	6.03 (1.84)
XZ95	.375 (9.50)	14.12	25.0 (635)	15.2 (98.2)	51.7 (76.9)	24.8 (121)	237 (32400)	33.5 (1800)	6.03 (1.84)
XZ100	.394 (10.0)	14.15	25.0 (635)	15.9 (103.0)	54.2 (80.7)	26.0 (127)	250 (34200)	35.3 (1900)	6.03 (1.84)
XZ105	.413 (10.5)	14.17	25.0 (635)	16.7 (108.0)	56.9 (84.7)	27.3 (133)	263 (35900)	37.2 (2000)	6.03 (1.84)

DZ SERIES

Section	Thickness in (mm)	Height in (mm)	Nominal Width in (mm)	Cross Sectional Area in ² (cm ²)	Pile Weight lbs/lin ft. (kg/lin m)	Wall Weight lbs/ft ² (kg/m ²)	Moment of Inertia in ⁴ /wall ft (cm ² /wall m)	Section Modulus in ³ /wall ft (cm ³ /wall m)	Coating Area Both Sides ft ² /ft (m ² /m)
DZ80	.315 (8.0)	16.44 (418)	29.00 (737)	14.47 (93.3)	49.20 (73)	20.40 (99)	262.72 (35876)	31.96 (1718)	6.80 (2.08)
DZ85	.335 (9.00)	16.46 (418)	29.00 (737)	15.35 (99)	52.20 (78)	21.60 (106)	278.67 (38055)	33.86 (1820)	6.80 (2.08)
DZ90	.354 (9.50)	16.48 (419)	29.00 (737)	16.23 (104.7)	55.20 (82)	22.90 (112)	294.58 (40227)	35.75 (1922)	6.80 (2.08)
DZ95	.375 (10.0)	16.50 (419)	29.00 (737)	17.15 (110.6)	58.40 (87)	24.20 (118)	311.22 (42500)	37.72 (2028)	6.80 (2.08)
DZ100	.395 (10.5)	16.53 (420)	29.00 (737)	17.98 (116)	61.20 (91)	25.30 (124)	326.23 (44549)	39.49 (21.23)	6.80 (2.08)
DZ105	.413 (10.5)	16.54 (420)	29.00 (737)	18.85 (121.6)	64.20 (95)	26.50 (130)	341.98 (46700)	41.35 (2223)	6.80 (2.08)

JZ SERIES

Section	Thickness in (mm)	Height in (mm)	Nominal Width in (mm)	Cross Sectional Area in ² (cm ²)	Pile Weight lbs/lin ft. (kg/lin m)	Wall Weight lbs/ft ² (kg/m ²)	Moment of Inertia in ⁴ /wall ft (cm ² /wall m)	Section Modulus in ³ /wall ft (cm ³ /wall m)	Coating Area Both Sides ft ² /ft (m ² /m)
JZ112	.441 (11.2)	16.44	26.5 (673)	20.1 (129.7)	68.2 (101)	30.9 (151)	374 (51100)	45.3 (2430)	6.51 (1.99)
JZ120	.472 (12.0)	16.47	26.5 (673)	21.5 (138.7)	73.0 (109)	33.0 (161)	401 (54700)	48.5 (2610)	6.51 (1.99)
JZ127	.500 (12.7)	16.50	26.5 (673)	22.7 (146.5)	77.3 (115)	35.0 (171)	424 (57900)	51.4 (2760)	6.51 (1.99)