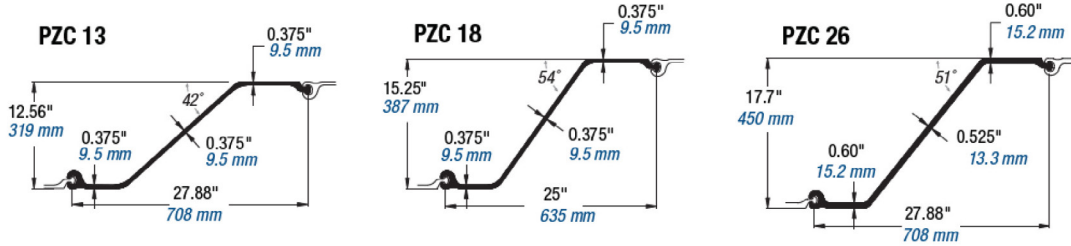



# PZC HOT ROLLED SHEET PILE SERIES



Section	Minimum Grade 60 Standard				Per Single Section						Per Unit of Wall			
	Nominal Width	Wall Depth (Height)	Web Thickness	Flange Thickness	Area	Weight	Moment of Inertia	Section Modulus	Total Surface Area	Nominal Coating Area*	Area	Weight	Moment of Inertia	Section Modulus
	in. (mm)	in. (mm)	in. (mm)	in. (mm)	in.2 (cm2)	lbs/ft (kg/m)	in.4 (cm4)	in.3 (cm3)	ft2/ft (m2/m)	ft2/ft (m2/m)	in.2/ft (cm2/m)	lbs/ft2 (kg/m2)	in.4/ft (cm4/m)	in.3/ft (cm3/m)
<b>PZC 12</b>	27.88 706	12.52 318	0.335 8.5	0.335 8.5	13.64 88.0	46.4 69.1	324.5 13,510	51.8 850	6.10 1.86	5.60 1.71	5.87 124.3	20.0 97.6	139.7 19,080	22.3 1,200
<b>PZC 13</b>	27.88 708	12.56 319	0.375 9.5	0.375 9.5	14.82 95.6	50.4 75.1	353.0 14,690	56.2 920	6.10 1.86	5.60 1.71	6.38 135.1	21.7 106.0	152.0 20,760	24.2 1,300
<b>PZC 14</b>	27.88 708	12.60 320	0.420 10.7	0.420 10.7	16.15 104.2	55.0 81.8	381.6 15,890	60.5 990	6.10 1.86	5.60 1.71	6.95 147.2	23.7 115.5	164.3 22,440	26.0 1,400
<b>PZC 17</b>	25.00 635	15.21 386	0.335 8.5	0.335 8.5	13.64 88.0	46.4 69.1	491.8 20,470	64.6 1,060	6.10 1.86	5.60 1.71	6.55 138.6	22.3 108.8	236.1 32,235	31.0 1,670
<b>PZC 18</b>	25.00 635	15.25 387	0.375 9.5	0.375 9.5	14.82 95.6	50.4 75.1	532.2 22,150	69.8 1,145	6.10 1.86	5.60 1.71	7.12 150.6	24.2 118.2	255.5 34,890	33.5 1,800
<b>PZC 19</b>	25.00 635	15.30 388	0.420 10.7	0.420 10.7	16.16 104.2	55.0 81.8	576.3 23,990	75.3 1,235	6.10 1.86	5.60 1.71	7.75 164.1	26.4 128.8	276.6 37,780	36.1 1,945
<b>PZC 25</b>	27.88 708	17.66 449	0.485 12.3	0.560 14.2	20.40 131.6	69.4 103.3	938.7 39,070	106.3 1,740	6.65 2.03	6.15 1.87	8.78 185.9	29.9 145.9	404.1 55,190	45.7 2,455
<b>PZC 26</b>	27.88 708	17.70 450	0.525 13.3	0.600 15.2	21.72 140.1	73.9 110.0	994.3 41,390	112.4 1,840	6.65 2.03	6.15 1.87	9.35 197.9	31.8 155.4	428.1 58,460	48.4 2,600
<b>PZC 28</b>	27.88 708	17.75 451	0.570 14.5	0.645 16.4	23.22 149.8	79.0 117.6	1,057 44,000	119.1 1,950	6.65 2.03	6.15 1.87	10.00 211.6	34.0 166.1	455.1 62,150	51.3 2,755

All dimensions given are nominal. Actual flange and web thicknesses vary due to mill rolling practices; however, permitted variations for such dimensions are not addressed.

\*Both sides of sheet; excludes interior of interlock.



**MADE IN USA**

# PZC HOT ROLLED SHEET PILE SERIES

## SPECIFICATIONS

### Gerdau Steel Grades for PZC and PS Profiles

North American Grades		
ASTM	Yield Strength	
	(ksi)	(MPa)
A 328	39	270
A 572 Grade 50	50	345
A 572 Grade 60	60	415
A 572 Grade 65	65	450
A 690*	50	345

European Grades		
EN 10248	Yield Strength	
	(ksi)	(MPa)
S 240 GP	35	240
S 270 GP	39	270
S 355 GP	51	355
S 430 GP	62	430
S 450 GP	65	450

\* A690 contains specified levels of Ni, Cu, and P at higher levels than the other listed grades on the table.

**A572 Grade 60 and S 355 GP are the most economical and readily available grades. Please inquire for minimum order requirements for other grades.**

	ASTM A328	ASTM A572-50	ASTM A572-60	ASTM A572-65	ASTM A690
C %	**	0.23 max	0.26 max	0.23 max	0.22 max
Mn %	**	1.35 maxA	1.35 maxA	1.65 maxB	0.60 - 0.90C
P %	0.035 max	0.04 max	0.04 max	0.04 max	0.08 - 0.15
S %	0.04 max	0.05 max	0.05 max	0.05 max	0.04 max
Si %	**	0.40 max	0.40 max	0.40 max	0.40 max
Cu %	**	**	**	**	0.50 min
Ni %	**	**	**	**	0.40 - 0.75
Cr %	**	**	**	**	**
Mo %	**	**	**	**	**
Sn %	**	**	**	**	**
V %	**	0.010 -0.15*	0.010 -0.15*	0.010 -0.15*	**
Cb / Nb %	**	0.005 - 0.05*	0.005 - 0.05*	0.005 - 0.05*	**
Yield ksi [MPa]	39 min [270]	50 min [345]	60 min [415]	65 min [450]	50 min [345]
Tensile ksi [MPa]	65 min [450]	65 min [450]	75 min [520]	80 min [550]	70 min [485]
Elong %	17 @ 8 in.	18 @ 8 in.	16 @ 8 in.	15 @ 8 in.	18 @ 8 in.


\*would contain singly or in combination, dependent on production type (1, 2 or 3)

\*\*= not specified (Where \*\*is shown for copper a minimum of 0.20 may be specified).

(A) For each reduction of 0.01% below C maximum, an increase of 0.06% Mn above specified maximum is permitted, up to a maximum of 1.50%.

(B) For material with thickness of 1/2" (13mm) or less, Mn maximum of 1.35% would apply when C is greater than 0.21%.

(C) For each reduction of 0.01% below C maximum, an increase of 0.06% Mn above specified maximum is permitted, up to a maximum of 1.10%.



**MADE IN USA**